

## Units of Sound Good Practice Checklists: Reading

Make sure your student:

### Blocks

- Has headphones on before entering the reading screen
- Audibly repeats the UofS
- Clicks on the UofS at top of screen and audibly repeats the sound
- Activates recording icon and records own reading of words in blocks
- Listens to the recording
- Repeats recording if necessary to correct errors
- Right –clicks on multi-syllable words if helpful

### Check sounds and words

- Right-clicks on sounds to see and hear with clue-word – repeats sound aloud (1<sup>st</sup> time only)
- Reads sounds and words aloud when they turn blue

### Sentences and passages


- Highlights sentence
- Right-clicks on multisyllable words where helpful
- Reads sentence aloud until fluent
- Clicks on sentence to hear recorded version

### Quiz questions

- Clicks on Q to hear the question
- Clicks and drags the word beside the Q
- Repeats click on Q if needed

### Check Reading

- Use the pupil books to check read with the teacher after a page has been covered twice on the computer
- Include the 'A' page in check-reading as they occur in the book.
- Check-reading questions should cover:
  - Accuracy  Vocabulary  Structure  Auditory patterns  Visual patterns.




## Units of Sound Good Practice checklists: Spelling

Make sure your student:

### Blocks and check-words

- Views words before starting spelling – 1<sup>st</sup> time on screen only
- Clicks on unit of sound and identifies the pattern in words
- Scans words for areas of difficulty eg capital letter
- Repeats word after hearing the word spoken
- Says **letter names** audibly at the same time as typing
- Repeats word again after typing
- Marks the words before leaving the screen.

A score of 8-9-10 mean the student is ready to move on to the next exercise.



## Units of Sound Good Practice checklists: Memory

Make sure your student:

### Speed Reading

- Reads the phrases aloud as they appear on the screen


### Recall Writing

- Repeats each phrase aloud several times during the 5 seconds it appears on the screen whilst taking note of the spelling and punctuation
- Continues to repeat the phrase aloud during the 10 seconds when the phrase is not visible
- Types in the phrase when the cursor reappears
- Checks work before getting it marked.

A student needs a score of 8 - 9 -10 to move on to the next exercise.

## Units of Sound Good Practice checklists: Dictation

Make sure your student:



- Clicks to view the sentences list
- Scans the text and notices any unfamiliar spellings or punctuation
- Clicks to hear the whole sentence at normal speed
- Clicks again to hear the first part of the sentence at a slower speed
- Repeats the sentence (or part sentence) **audibly**
- Types the sentence including punctuation
- Repeats for second half of sentence
- Before getting the sentence marked, clicks to hear the sound again and checks the sentence thoroughly
- Clicks to have the sentences marked.

The student should score 4 or 5 to move on to the next exercise.